

Wall-mounted pre-rinse set with mixer

Ref. 5634

With bib tap



DESCRIPTION

Wall-mounted pre-rinse set with mixer - Ref. 5634

Complete pre-rinse set with bib tap.

Wall-mounted mixer, F3/4" with adjustable centres with:

- Valve heads with reinforced mechanisms with ergonomic control levers.
- M1/2" M3/4" offset connectors.
- Non-return valves integrated in the mixer.

Bib tap with:

- Swivelling, tubular spout L. 200mm.
- 25 lpm full flow rate achieved within 90°.
- Valve head with reinforced mechanism with ergonomic control lever.

Black, scale-resistant M1/2" hand spray with adjustable jet and 9 lpm flow rate at the outlet.

Black, reinforced, food-grade flexible hose L.0.95m.

3/4" brass column.

Adjustable wall bracket.

Stainless steel spring guide.

10-year warranty.

ADVANTAGES



Shock-resistant control levers for intensive use



Anti-torsion rotating nut and PVC sheath






Ergonomic controls and swivelling, tubular spout



25 lpm full flow rate achieved within 90°

TECHNICAL FEATURES

Wall-mounted pre-rinse set with mixer - Ref. 5634

Connector	M1/2"
Height	860 - 930mm
Flow rate	25 lpm
Width to the wall	35 - 162mm
Finish	Chrome-plated brass
Standards and certifications	  
Warranty	